

【米国経由用】事前申告番号 / Prior Notice Confirmation取得手順

下記の情報は予告なく変更される場合があります。

【推奨ブラウザ】

FDAは以下のブラウザの利用を推奨しています。

Internet Explorer (version9.0)

Google Chrome (version49.0以降)

<MACのPCをご利用の場合>

互換性の問題によりエラーが発生すると確認しておりますのでご注意ください。

【ステップ1】

FDAのホームページ(<http://www.access.fda.gov/>)にアクセスし、「Log-in」をクリックする。

FDA Industry Systems

FDA Industry Systems (FIS) was created to facilitate making submissions to the U.S. Food and Drug Administration and other notifications. FIS has been available 24 hours a day, seven days a week, since October 16, 2003.

➤ Log-In

+ Create Account

【ステップ2】

FDA Industry Systemsの画面で、アカウントID とパスワードを入力し、一番下の「I understand」にチェックを入れ、「Login」をクリックして進む。

FDA Industry Systems

07/30/2015 See System maintenance between 3:00 a.m. EDT and

Login

Existing account holders, enter your account ID & password.

Account ID

Password

Under 18 U.S.C. 1001, anyone who makes a materially false, fictitious, or fraudulent statement to the U.S. Government is subject to criminal penalties.

I understand.

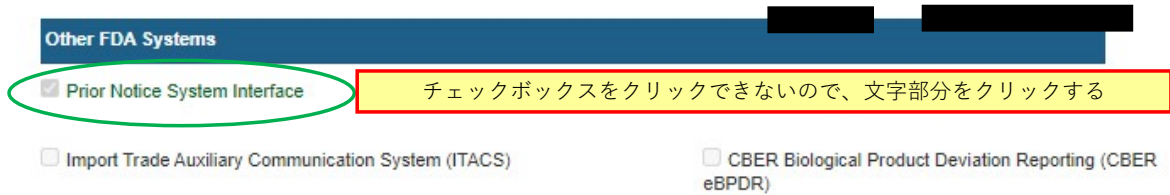
チェックを入れる

Login

Forgot your password

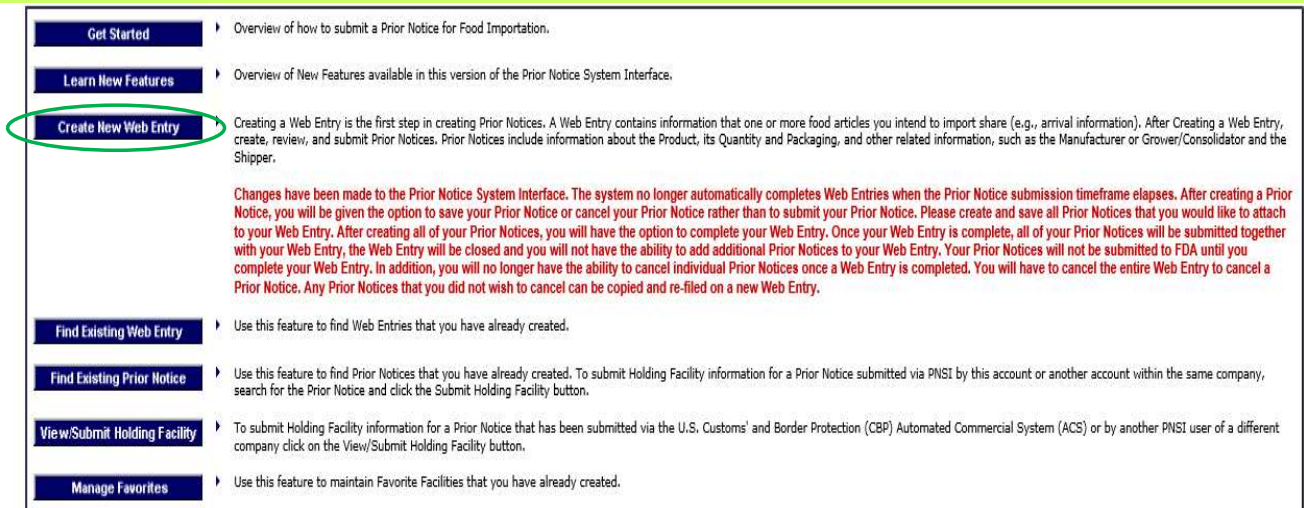
【ステップ 3】

「Prior Notice system interface」をクリックする。



【ステップ 4】

「Create New Web Entry」をクリックする。



【ステップ 5】

Entry Typeで "Transportation and Exportation" を選択し、「Next」をクリックする。

1 Web Entry (Create)

Select the Entry Type for the Web Entry and click on the Next button. Refer to the Help for the descriptions of the entry types.

*Entry Type:

"Transportation and Exportation"を選択する

【ステップ 6】

次の画面の1~4に必要情報を入力し、「Save」をクリックする。

1 Web Entry (Create)

To create a new Web Entry, enter the information on this page and then click on the Save button. Required items are marked with an asterisk (*).

Entry Information 1

Enter all Entry Information marked with an asterisk (*). If you do not have an Entry Identifier, leave the Entry Identifier blank and enable the Not Known checkbox to request the system to assign you one.

For Immediate Transportation (IT) and Transportation and Exportation (T&E) entries, if the entry identifier is not system-generated, enter the In-Bond number in one of the valid formats accepted by U.S. Customs and Border Protection (CBP). There are two valid formats: a number is 9 digits NNNNNNNNN where N is a number; a paper entry number is 4 digits XXXX followed by 5 digits NNNNN where N is a number; a broker (much like a filer code) followed by 8 digits NNNNNNNN where N is a letter or number and X is a number.

空欄でよい

チェックを入れる

*Entry Identifier: Not known. (Requests a system-generated identifier.)

*Entry Type: Transportation and Exportation

*How many Prior Notices do you or your company intend to submit for this Web Entry?

今回取得するPrior Noticeの数を入力する
(基本的に1アイテムごとに登録が必要なため、通常は"1"と入力する)

Port of Arrival 2

Enter the Port Code for the Port of Arrival and the Arrival Date and Time. Please note if the Arrival Date and Time is in the past then this Date and Time is considered the Actual Date and Time. If the Arrival Date and Time is in the present/future then the Date and Time is considered the Anticipated Arrival Date and Time. The time should be in the time zone of the Port of Arrival. If you do not know the state, select the state and click on the Find Port Code button.

空港コードを入力する

- アンカレッジ空港 : 3195
- メンフィス空港 : 2095
- オークランド空港 : 2895
- インディアナポリス空港 : 4198

Port:

State:

OR *Port Code:

フライト到着日 (現地時間)

*Arrival Date: (MM/DD/YYYY)

*Anticipated Arrival Time: (24-hour clock HH:MM)

フライト到着時刻 (現地時間/24時間表示)

空港コード・フライト到着日につきましては、
カスタマーサービスにてご確認下さい。

Submitter

3

The Submitter is the person with knowledge of the required Prior Notice information who is logged into the system and who transmits the information. If you are the Submitter, answer Yes to the question below.

Are you the Submitter for this Web Entry? Yes

申告者本人であればYesを選択する
(No を選択した場合は、右下のEnter Submitter をクリックし、申告者情報の入力が必要)

Japanを選択する

Select the country containing the business location of the Submitter and then click on the Enter Submitter button to provide further information about the Submitter.

*Country/Area: Japan (JP)

Enter Submitter

Carrier

4

The Carrier is the transporter of the food from the "Country from which the article is shipped" to the "Country to which the article is shipped". Select the applicable Mode of Transportation and then click on the Enter Carrier button to provide further information about the Carrier.

*Mode of Transportation: Air

"Air"を選択する

Save

Cancel

Enter Carrier

Enter Importer をクリックすると下記の画面が表示されるので、Carrier(輸送業者)情報を入力して「Save」 をクリックする

Web Entry: Carrier (Enter)

Mode of Transportation: Air **Change Mode**

Enter the International Air Transport Association (IATA) Two-Character Code. If you do not know the IATA Code, click on the Find Code button to search for the code by Carrier Name. If the carrier does not have an IATA Code, the Carrier Name is required (marked with two asterisks "**").

"FX"と入力する

* IATA Code: FX **Find Code**

"Fedex Express"と入力する

Carrier Name: Fedex Express

Enter the Flight Number (marked with an asterisk):

Airway Bill Master is an 11-digit numeric code that is comprised of 2 parts: the 3-digit Airline Prefix code issued by IATA plus the 8-digit Airway Bill number issued by the carrier. IATA issues the Airline Prefix code to air carriers of freight cargo. This code is a standard element of Airway Bills. The Two-Character IATA Code for the Carrier Code are not acceptable for use in the Airway Bill Master field.

Flight Number: 28

フライトナンバーを入力する

* Airway Bill - Master: 02311112222

023+適当な数字8桁 (0以外) を入力する

Airway Bill - House: 333344445555

出荷に使用するFedEx航空貨物運送状番号を入力する

Save

Cancel

Please refrain from using your browser's BACK button while in the application process. Using your browser's BACK button may result in your having to re-enter the information.

フライトナンバーにつきましては、
カスタマーサービスにてご確認ください。

【ステップ 7】

入力が完了し、下記の画面に戻ったら、「Save」をクリックして次の画面に進む。

1 Web Entry (Create)

To create a new Web Entry, enter the information on this page and then click on the Save button. Required items are marked with an asterisk (*).

Entry Information

Enter all Entry Information marked with an asterisk (*). If you do not have an Entry Identifier, leave the Entry Identifier blank and enable the Not Known checkbox to request the system to assign you one.

For Immediate Transportation (IT) and Transportation and Exportation (T&E) entries, if the entry identifier is not system-generated, enter the In-Bond number in one of the valid formats accepted by U.S. Customs and Border Protection (CBP). There are two valid formats: a paper In-Bond number is 9 digits NNNNNNNNN where N is a number; a paperless In-Bond is 11 digits - the first 3 are VXX, an identifier assigned to a broker (much like a filer code) followed by 8 digits NNNNNNNN where V is a letter, X may be a letter or number and N is a number.

*Entry Identifier: Not known. (Requests a system-generated identifier.)

*Entry Type: Transportation and Exportation

*How many Prior Notices do you or your company intend to submit for this Web Entry?

Port of Arrival


Enter the Port Code for the Port of Arrival and the Arrival Date and Time. Please note if the Arrival Date and Time is in the past then this Date and Time is considered the Actual Date and Time. If the Arrival Date and Time is in the present/future then the Date and Time is considered the Anticipated Arrival Date and Time. The time should be in the time zone of the Port of Arrival. If you do not know the Port Code, select the state and click on the Find Port Code button.

Port: (3195)

State:

[Find Port Code](#)

OR *Port Code:

*Anticipated Arrival Date:  (MM/DD/YYYY)

*Anticipated Arrival Time: (24-hour clock HH:MM)

Submitter

The Submitter is the person with knowledge of the required Prior Notice information submitted to FDA. The Transmitter is the person who is logged into the system and who transmits the information either as the Submitter or on behalf of the Submitter. If you are the Submitter, answer Yes to the question below.

Are you the Submitter for this Web Entry?

If you are NOT the Submitter, select the country code and then click on the Enter Submitter button to provide further information about the Submitter.

*Country/Area:

[Enter Submitter](#)

修正したい箇所がある場合は、
該当項目の「Edit」をクリックする

Carrier

Mode of Transportation: Air
Carrier Name: FEDERAL EXPRESS
Carrier Code (IATA): FX

Flight Number: 28
Airway Bill - Master: 0231111222
Airway Bill - House: 333344445555

[Save](#)

[Cancel](#)

[Edit](#)

【ステップ 8】

入力した情報の確認画面が出るので、訂正箇所がなければ右下の「Create Prior Notice」をクリックして次に進む。

1 Web Entry (View) Copy Copy Prior Notice From Another Web Entry Cancel

This page displays all known information about the Web Entry. You may edit information in the Web Entry or its related facilities by clicking on the appropriate Edit button, if there are no submitted Prior Notices associated with it. To create a new Prior Notice, click on the Create Prior Notice option above.

Web Entry	エントリー情報	Edit
Entry Identifier:	F14X09807046	Status: Open
Port of Arrival:	FEDEX Anchorage, Anchorage, AK (3195)	Entry Type: Transportation and Exportation
Anticipated Arrival Date and Time:	10/06/2014 11:10	
Number of Intended Prior Notices:	1	

Submitter	申告者	Edit
Export International Co Ltd 100-100 Marunouchi Chiyoda-ku, Tokyo 1000005 JAPAN	Registration Number:	

修正したい箇所がある場合は、
該当項目の「Edit」をクリックする

Carrier	輸送業者	Edit
Mode of Transportation: Air Carrier Name: FEDERAL EXPRESS Carrier Code (IATA): FX	Flight Number: 28 Airway Bill - Master: 02311112222 Airway Bill - House: 333344445555	

Prior Notices

None available.

1 Create Web Entry **2 Create Prior Notice**

【ステップ 9】

出荷国(Japan)を選択し、「Search」をクリックする。

2 Prior Notice: Article (Create)

To create a Prior Notice, enter the Article information. You must enter or select a value for each item marked with an asterisk, "*".

Entry Identifier: F14X09806984

*Country from which the Article is Shipped:

Japan を選択する

Product Information

Enter the exact seven-character Product Code. Use the Search button to search for a "Product Code Classified", as the last two characters of the Product Code ONLY if a specific code for food does not exist.

*FDA Product Code:

*Common or Usual Name/Market Name:

Search >>

Searchをクリックすると、下記の画面が表示されるので、Productの詳細を入力する

Find Product Code

Either search for products or build Product Codes from their component parts.

Search

Find Product Codes by entering keywords and/or partial Product Codes and clicking on the Search button.

Product Name:

Product Code: Industry Class Group

Search >> Reset Cancel

Select Product Industry

Find Product Codes by selecting a Product Industry and clicking on the Next button.

- Alcoholic Beverage - 32
- Animal Food(Non-Medicated Feed and Feed Ingreds) - 70
- Baby Food Prod - 40
- Bakery Prod/Dough/Mix/Icing - 03
- Beverage Bases/Conc/Nectar - 30
- Byproducts For Animal Foods - 71
- Candy W/O Choc/Special/Chew Gum - 33
- Cereal Prep/Breakfast Food - 05

Next >> Cancel

食品名を入力し、「Search」をクリックする

Search >>

Find Product: Search Results

Click on the appropriate Product Name in the Products column to complete the Product Code.

Products	Industry	Class	Group
BUTTERMILK CHOCOLATE (EXCEPT CHOCOLATE CANDY AND CHOCOLATE BEVERAGE BASE)	34	B	01
CANDY BAR OR PIECES (NOT CARAMEL OR FONDANT), HARD, WITH COCONUT (WITHOUT CHOCOLATE)	33	B	05
CANDY BAR OR PIECES (NOT CARAMEL OR FONDANT), HARD, WITH FRUIT (WITHOUT CHOCOLATE)	33	C	05
CANDY BAR OR PIECES (NOT CARAMEL OR FONDANT), HARD, WITH NUTS AND FRUIT (WITHOUT CHOCOLATE)	33	D	05
CANDY BAR OR PIECES (NOT CARAMEL OR FONDANT), HARD, WITHOUT NUTS AND FRUIT (WITHOUT CHOCOLATE)	33	E	05
CANDY BAR OR PIECES (NOT CARAMEL OR FONDANT), SOFT, WITH COCONUT (WITHOUT CHOCOLATE)	33	H	05

該当するプロダクトを選択する

【ステップ 10】

Packaging Method(梱包方法)とProcess Applied(処理方法)を選択し、「Select」をクリックする。

Find Product: Complete Product Definition

To complete the Product Code, select the Packaging Method and the Process Applied to the product and then click on the Select button.

Product Definition	
Product Name:	CANDY BAR OR PIECES (NOT CARAMEL OR FONDANT), HARD, WITH FRUIT (WITHOUT CHOCOLATE)
Industry:	33 = Candy W/O Choc/Special/Chew Gum
Class:	C = HARD CANDY W/FRUIT
Packaging Method (Subclass):	- = NONE SELECTED
Process Applied (Process Indicator):	- = NONE SELECTED
Group:	05 = CANDY BAR OR PIECES (NOT CARAMEL OR FONDANT), HARD, WITH FRUIT (WITHOUT CHOCOLATE)

*Packaging Method (Subclass):

- Multiple Cntr - M
- Nonflex Plastic - H
- Not Elsewhere Classified (NEC) - Y
- Paper - F
- Plastic, Synth - G
- Vacuum or Modified Atmosphere Packaging - V
- Wax - W
- Wood - J

*Process Applied:

- CULTURED/CURED - P
- HEAT TREATED - N
- IRRADIATED - R
- NOT ELSEWHERE CLASSIFIED (NEC) - Y
- NTRL/ARTFCL DRIED - H
- PACKAGED FOOD (NOT COMMERCIALY STERILE) - T
- PASTEURIZED - O
- RAW - FRESH, FROZEN, NATURAL STATE - D

Previous **Select** Cancel

梱包方法を選択する

食品の処理方法を選択する

- *CERAMIC/EARTHENWARE-B (セラミック、陶器)
- *FABRIC-A (織物) GLASS-C (ガラス)
- *LAMINATED-D (ラミネート)
- *METAL-E (金属)
- *MULTIPLE CNTR-M (複数の素材)
- *NONFLEX PLASTIC-M (非伸縮性プラスチック)
- *NON ELSEWHERE CLASSIFIED(NEC)-Y (その他、どれにも該当しないもの)
- *PAPER-F (紙)
- *PLASTIC, SYNTH-Q (プラスチック)
- *VACCUM OR MODIFIED ATMOSPHERE PACKAGING (真空または青果物鮮度保持包装)

- *ACIIFIED-I (酸化)
- *ASEPTIC PACK-F (無菌・防腐)
- *COMMERCIALY STERILE-E (商業殺菌)
- *CULTURED/CURED-P (培養)
- *HEAT TREATED-N (熱処理)
- *IRRADIATED-R (放射能)
- *NOT ELSEWHERE CLASSIFIED(NEC)-Y (その他、どれにも該当しないもの)
- *NTRL/ARTFCL DRIED-H (天然/人工乾燥)
- *PACKAGED FOOD(NOT COMMERCIALY STERILE) (包装済み食品/商用殺菌でないもの) *PASTEURIZED-O (低温殺菌)
- *RAW, FRESH, FROZEN, NATURAL STATE-D (生、生鮮、冷凍、天然状態)
- *RAW, FRESH, AMBIENT-B (生、生鮮、室温)
- *RAW, FRESH, REFRIGERATED-C (生、生鮮、冷蔵)

【ステップ 11】

画面の表示が⑦に戻り、⑨で入力したFDA Product Codeが反映され（枠内参照）される。
品名、内容量、梱包形態を入力し、全ての情報の入力が終わったら「Save」をクリックして次へ進む。

2 Prior Notice: Article (Create)

To create a Prior Notice, enter the Article information. You must enter or select a value for each item marked with an asterisk, "*".

Entry Identifier: ###-4801222-9

*Country from which the Article is Shipped: Japan (JP)

Product Information

Enter the exact seven-character Product Code. Use the Search button to find the Product Code. Use "99", meaning "Not Elsewhere Classified", as the last two characters of the Product Code ONLY if a specific code for food does not exist.

*FDA Product Code: 33CFY05 Search >>

*Common or Usual Name/Market Name: Fruits Candy

商品名を入力する

Production Identifiers

Add

Production Identifiers are the Lot Codes, Production Codes, or other identifiers associated with products. The production identifiers are mandatory if the product is required to bear such numbers by the FD&C Act or by FDA regulations. Use the Add and Delete buttons to add or remove Production Identifiers.

Quantity and Packaging

You may invoke the wizard to build the Quantity and Packaging for this Article by clicking on this button. Wizard

For packaged food, enter the weight or volume of the smallest (Base) unit. For example, 16 "ounces, weight (avdp)", if the smallest unit is a 16 oz can. If the product has no packaging, enter the net weight or volume as the Base Unit and check the Bulk-shipment checkbox. The system will ignore all Packaging information if the Bulk-shipment checkbox is checked. You must create one entry for each type of food with a different base unit.

食品1個あたりの内容量

単位を選択する

*Base Unit (Number and Measure): 60 Grams Bulk-shipment (no packages)

For packaged food, provide the estimated quantity of food that will be shipped, described from the largest container to smallest package size (up to five packaging levels may be provided). For example, 500 Cases, with 40 Cans per Case (The weight of the individual can is the base unit).

(A) 外装の箱(袋)の数

(B) Aの中身の梱包数

(C) Bの中身の数

	Number	Package Type	Total Quantity
▼	1	Box	
▼	15	Package	
▼	2	Package	
▼			
▼			

中身の数まで入力したら、CalculateボタンをクリックしてTotal Quantity間違いがないか確認す

各梱包の種類を選択する

Refusal Information

This section only applies if the actual food in this current shipment (not previous shipments of the same food product) has been refused entry by any Country/Area, including the United States.

*Has this article of food been refused entry by any Country/Area? No

発送する食品が、過去に米国を含むいずれかの国で入国を拒否されたことがなければNo、拒否されたことがある場合はYesを選択

Country(s)/Area(s) of Refusal:
To select more than one country hold the CTRL key and click on the desired countries

- Afghanistan (AF)
- Albania (AL)
- Algeria (DZ)
- American Samoa (AS)
- Andorra (AD)

Save Cancel

上記画面は、1箱に個包装の飴が15個包装入っていて、1個包装につき2つの飴が入っている場合の入力例。

【ステップ12】

次の画面の1~2で、製造会社・荷送人の情報をそれぞれ入力する。

2 Prior Notice: Related Facilities (View) Copy Cancel PN

Entry Identifier: F14X09806984

Article Number: 0001

1 **Manufacturer**

If the food is no longer in natural state, the FDA Country of Production is generally the country where the food was made. Select the country of production from the drop-down list. Then, click on the Enter Manufacturer button.

製造国を選択する

*FDA Country of Production: Japan (JP)

Enter Manufacturer

Enter Manufacturer をクリックして、下記の製造会社の詳細入力画面へ進む

2 Prior Notice: Manufacturer (Enter)

<注意点>Food facility Registration Numberの項目部分、施設登録番号が不明の場合は下記の通り進めてください。Food facility Registration Numberの項目は空欄で、Manufacturer is not required to register or registration number is not knownにを入れてください。その後、Reason the Registration Number is not Being Providedの選択肢から、「K」を選択します。尚、Add to my favorite listにはチェックは入れないでください。

appropriate; and Country.)

* Food Facility Registration Number:

製造会社のRegistration Number

* Name: ABC Sweets Co Ltd

製造会社名

Street Address: 100-100 Marunouchi

製造会社の住所

* City: Chiyoda-ku

市町村名

Country Subdivision: Tokyo (etc.)

都道府県名

Country: Japan (JP)

Change Country

ZIP/Mail Code: 1000005

郵便番号

Manufacturer is not required to register or registration number is not known.

Reason the Registration Number is Not Being Provided.

Should this Facility be the default Manufacturer for new Prior Notices for this Web Entry? No

Add to my Favorite list

入力が完了したら、Save をクリックする

Save

Cancel

ここにチェックを入ると、情報が保存され(Registration Numberがある場合に限る) 次回は上段のFind From Favorite から選択できるようになります。

⑬製造業者・発送人情報に訂正がなければ「Save Prior Notice」をクリックする。

2 Prior Notice: Related Facilities (View)

Copy Cancel PN

Users no longer have the ability to submit a Prior Notice until their Web Entry is complete. Selecting "Yes" will set your Prior Notice to "saved" status but will NOT submit this information to the FDA. In order to submit your saved Prior Notice(s) to FDA and receive a Prior Notice Confirmation number, you must complete your Web Entry. Selecting no will allow you to go back and edit your Prior Notice/Web Entry.

Entry Identifier: F21X18157382

Article Number: 0001

Manufacturer

製造会社

ABC Sweets Ltd
100-100 Marunouchi
Chiyoda-ku, Tokyo 1000005
JAPAN

修正したい箇所がある場合は、
該当項目の「Edit」をクリックする

number of the manufacturer

Edit

Shipper

発送人

Shipper is same as the Submitter

Edit

Holding Facility (Required if this Prior Notice is Submitted Post Refusal)

If U.S. Customs and Border Protection (CBP) has directed this article to a Holding Facility, click on the Enter Holding Facility button to provide specific information about the Holding Facility.

Enter Holding Facility

3 Save Prior Notice

⑭ 今まで入力した情報が表示されるので、「Yes」をクリックする。

3 Submit Prior Notice?

Please verify that the information contained within your Web Entry and Prior Notice is correct to the best of your knowledge. After you submit your first Prior Notice, you may no longer edit information in that Prior Notice or the associated Web Entry. Are you sure that you are ready to submit this Prior Notice?

Transmitter: FedEx

Web Entry

Entry Identifier: F14X09807046 Status: Open

Port of Arrival: FEDEX Anchorage, Anchorage, AK (3195)

Anticipated Arrival Date and Time: 10/06/2014 11:10

Entry Type: Transportation and Exportation

Submitter

Export International Co Ltd
100-100 Marunouchi
Chiyoda-ku, Tokyo 1000005
JAPAN

Registration Number:
Name: Taro Yamada
Phone: [REDACTED]
Fax: [REDACTED]
e-mail: [REDACTED]

Carrier

Mode of Air
Transportation: FEDERAL EXPRESS
Carrier Name: FX
Carrier Code (IATA):

Flight Number: 28
Airway Bill - Master: 0231112222
Airway Bill - House: 333344445555

Article

Article Number: 0001

FDA Country of Production: Japan (JP)

Country from which the Article is Shipped: Japan (JP)

Product Information

FDA Product Code: 33CFY05

FDA Product Description: CANDY BAR OR PIECES (NOT CARAMEL OR FONDANT), HARD, WITH FRUIT (WITHOUT CHOCOLATE), Paper, NOT ELSEWHERE CLASSIFIED (NEC)

Common or Usual Name/Market Name: Fruits Candy

Production Identifiers

Quantity and Packaging

Total Quantity: 30 Pieces

Base Unit: 1 Pieces

Packaging from largest to smallest package: 1 Box

15 Package

2 Package

Refusal Information

Country(s)/Area(s) of Refusal:

Related Facilities

Manufacturer

ABC Sweets Co Ltd
100-100 Marunouchi
Chiyoda-ku,
Tokyo 1000005
JAPAN

Registration Number: [REDACTED]

Shipper

Shipper is same as the Submitter

Holding Facility

Article Not Held

Yes No

⑮ Prior Noticeの確認画面が表示されるので、「Yes」をクリックする。

4 Complete Web Entry?

Your Prior Notices have NOT been submitted. Your Prior Notices will only be submitted to FDA when you have completed your Web Entry.

Completing the Web Entry indicates that you do not need to submit further Prior Notices for this Web Entry. It cancels all remaining Draft Prior Notices and prevents you from submitting additional associated Prior Notices. After Completing the Web Entry, you should use the "Print Summary" button to generate the Web Entry Summary Confirmation that you should present to U.S. Customs and Border Protection (CBP) or the FDA at the Port of Arrival. The Prior Notice Confirmation Number must accompany food carried by or otherwise accompanying an individual (21 CFR 1.279(f)). If, after completing your Web Entry, you should become aware of substantive changes to the information in your Web Entry or Prior Notices (such as changes in product, or related facilities), you must cancel your Web Entry which will cancel all attached Prior Notices. If your Web Entry has Prior Notices that need to be cancelled as well as Prior Notices that do not need to be cancelled, you must re-file the Prior Notices that do not need to be cancelled on a new Web Entry. Changes to the Anticipated Arrival information, Estimated Quantity, or Planned Shipment information do not represent changes that require cancellation of a Web Entry and resubmission of Prior Notice.

The following Prior Notices have not been saved and will be canceled upon completion of this Web Entry.

Article	Product	Create Date
No draft Prior Notices available.		

Are you ready to complete your Web Entry?

Select Yes to complete your Web Entry

Select No to create additional Prior Notices or to edit your Web Entry and/or Prior Notices

Yes No

⑯ 登録内容が表示されるので、右下の「Print Summary」をクリックする。

1 Web Entry (View)

[Copy](#) [Cancel](#)

Click on the Print Summary button to access the Web Entry Summary Confirmation. Print the Web Entry Summary Confirmation and present it to U.S. Customs and Border Protection or the Food and Drug Administration at the Port of Arrival. The Prior Notice Confirmation Number must accompany food carried by or otherwise accompanying an individual (1.279(f)).

Web Entry

Entry Identifier: F14X09807046 Status: Completed
Port of Arrival: FEDEX Anchorage, Anchorage, AK (3195) Entry Type: Transportation and Exportation
Anticipated Arrival Date and Time: 10/06/2014 11:10
Number of Intended Prior Notices: 1

Submitter

Export International Co Ltd
100-100 Marunouchi
Chiyoda-ku, Tokyo 1000005
JAPAN

Registration Number:
Name: Taro Yamada
Phone: 81-3-12345678
Fax:
e-mail: [REDACTED]

Carrier

Mode of Transportation: Air
Carrier Name: FEDERAL EXPRESS
Carrier Code (IATA): FX

Flight Number: 28
Airway Bill - Master: 02311112222
Airway Bill - House: 333344445555

Prior Notices

To view and work on any Prior Notice, click on the Article Number. To cancel Prior Notices, click on the applicable checkboxes and then click on the Cancel PN option.

Total Records Found: 1



Cancel PN						
Article	Product	Status	Status Date	PN Confirmation Number	Submitted	
<input type="checkbox"/> 0001	Fruits Candy	Submitted	09/28/2014 22:31:43	140197312382	09/28/2014 22:31:43	

[1 Create Web Entry](#)

[5 Print Summary](#)

Web Entry Summary Confirmation が出るので、プリントアウトして、航空貨物運送状、商業インボイスと合わせて貨物に添付する。

以上で手続きは完了となる。

  **Sample**

Web Entry Summary Confirmation

Print this Web Entry Summary Confirmation and present it to U.S. Customs and Border Protection (CBP) or the Food and Drug Administration (FDA) at the Port of Arrival. The Prior Notice Confirmation Number must accompany food carried by or otherwise accompanying an individual (1.279(f)).

WEB ENTRY

Envelope Number: F14X09807046	Entry Type: Transportation and Exportation
Entry Identifier: F14X09807046	Anticipated Arrival: 10/06/2014 11:10
Port of Arrival: FEDEX Anchorage, Anchorage, AK (3195)	Mode of Transportation: Air

Number of Intended Prior Notices: 1

Submitter

Taro Yamada
Export International Co Ltd
100-100 Marunouchi
Chiyoda-ku, Tokyo 1000005
JAPAN

Carrier

FEDERAL EXPRESS	Flight Number: 28
Carrier Code (IATA): FX	Airway Bill - Master: 02311112222
	Airway Bill - House: 333344445555

PRIOR NOTICES

0001	Fruits Candy	JP	09/28/2014 22:31:43	140197312382
------	--------------	----	---------------------	--------------

Confirmation Number (12桁) は右下に表示されている
*印刷の設定によっては数字が切れてしまうので、必ず12桁の表示を確認する

AWB 及びインボイスの品名欄には
「FS/T&E+品名+Confirmation Number」のように記入する。