

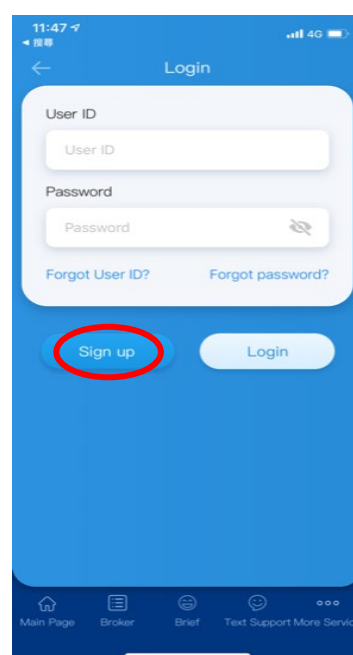
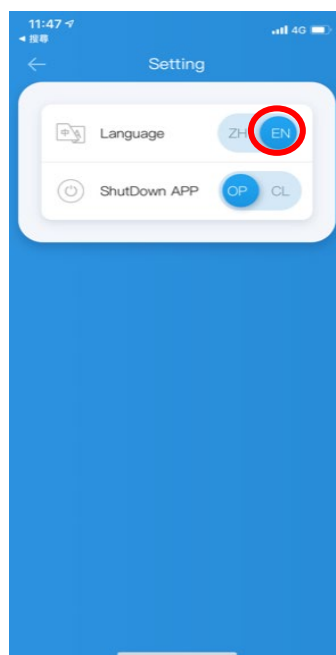
Real Name Authentication Authorization Manual

1. Please download and install the APP “EZ WAY.”

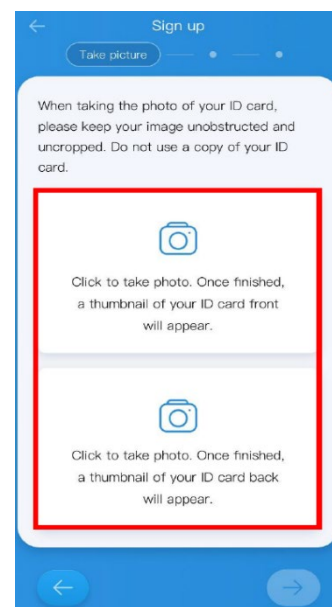
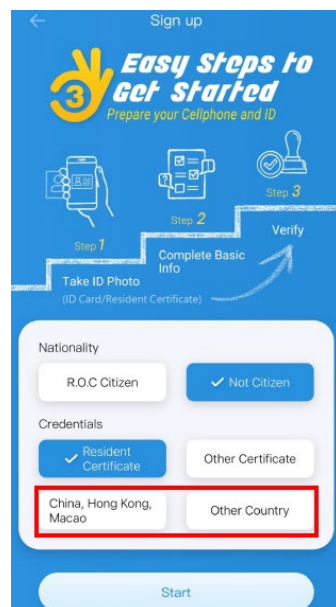
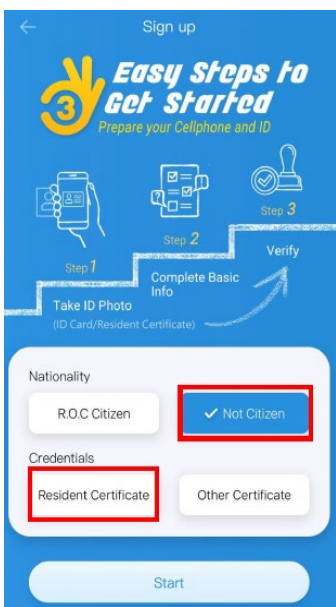
- iOS: [Click](#) to download
- Android: [Click](#) to download



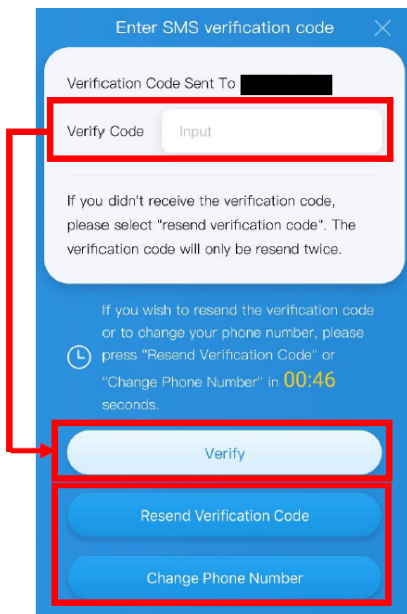
2. Click the setting icon on the upper right corner. Choose your language as “EN.” Then go back and press the “Sign up” button.



3. Choose your Nationality and Credentials. Then upload a photo of your ID card.



- Fill in the verification code sent to you via SMS and click "Verify." Once verified, you'll get a notification via your registered email. Then, you can see "Validated" & "Success" icons on the EZ Way APP front page.



Dear 蔡培源

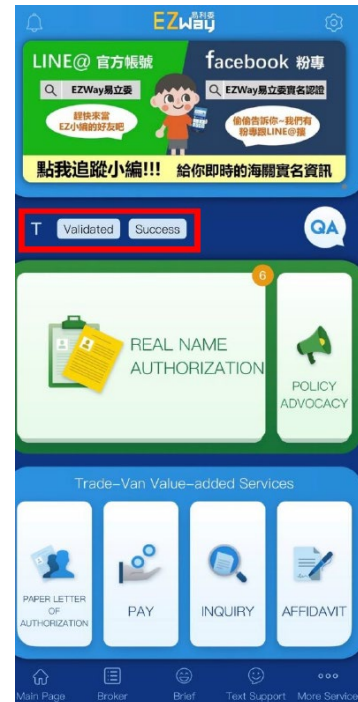
EZWay is provided by Trade-Van to simplify Customs clearance procedures. This APP not only makes the Authorization process paperless but also fully comply with the requirements and regulations of Taiwan Customs. By using EZWay, the import and export operations are made easy and speed up the process of ordering goods overseas.

The following is the information of your application:

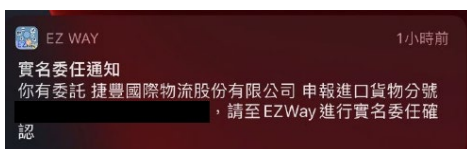
Account: ARC
 ID card number: DC0***003
 Approved time: 2021.03.30 10:20:00

The result of the verification will be send to you through push notification within 30 minutes. If you fail the verification, manual verification will be required and the result will be send to you through push notification within 1-3 days.

Please note: This mail is sent by the system automatically, please do not reply!
 If you have any questions, please feel free to contact us [via text](#) and we will do our best service.
 Thank you
 via text:
<https://contact-center.hithot.cc/tradevan/Webhook/>



- When your parcel arrives in Taiwan, you will receive a notification via EZ Way APP. You must complete the authorization process for customs clearance. On the upper right corner of "REAL NAME AUTHORIZATION" section, there is a number indicating the amount of shipments pending for your confirmation.



6. Click “Confirm” after validating the declaration information of each your shipment to complete the Real-Name Authentication process.

The screenshot shows a mobile application interface titled "Real-Name Validation". It features a list of fields for declaration information: Declaration Date (2021/03/22), Declaration No, HAWB No, Broker, Declared Price (942), Source of goods, Status of Goods, and OrderNo. A dropdown menu for "Goods description" is set to "1". Below the fields, there are two bullet points: "Do not click 'declaration match' if the customs broker does not use the service." and "If you have doubts regarding to the declaration information, please contact your customs broker." At the bottom, there are three buttons: "Inquire Customs Clearance Procedures", "Denied", and "Confirm". The "Confirm" button is highlighted with a red rectangular border.



For more details, please visit [customs news](#), [customs RNA introduction pages](#) and [FedEx import clearance tool page](#).