



FedEx® Schedule and Manage Pickup

More control, more convenience when you schedule a pickup at [fedex.com](https://www.fedex.com).



Thank you for choosing FedEx Express. To provide you with greater accessibility to our services, we would like to introduce our digital solutions.

FedEx® Schedule and Manage Pickup provides you with a fast and easy tool to arrange a convenient shipment pickup time at [fedex.com](https://www.fedex.com) and free up time for things that matter more. Set the pickup date and time for the same business day or next business day. Find out more at <https://www.fedex.com/PickupApp>

Benefits



Quick and easy

You can easily schedule pickup even without creating label anytime.



Flexible

You can schedule pickup at your available time online and FedEx courier will be at your location.



Manage your pickup

You can edit or cancel your scheduled pending pickups in Pickup History page. The page also allows you to view all pickups for up to 30 days.



Multiple ways to schedule

You can schedule pickup while creating label at FedEx Ship Manager™ or anytime before or after creating label.

General FAQ



Do I need to have a fedex.com User ID to schedule pickup via **“Schedule & Manage Pickups”**?

Yes, you must create a fedex.com User ID before using the service. To create the User ID, please refer to our **user guide**.



Can I create AWB first but schedule pickup later?

Yes, please save the generated AWB and schedule pickup via **“Schedule & Manage Pickups”** in accordance with your shipping plan.



Can I arrange one pickup order to pickup multiple shipment?

Yes, please schedule pickup via **“Schedule & Manage Pickups”** and indicate the destination of your shipment(s).



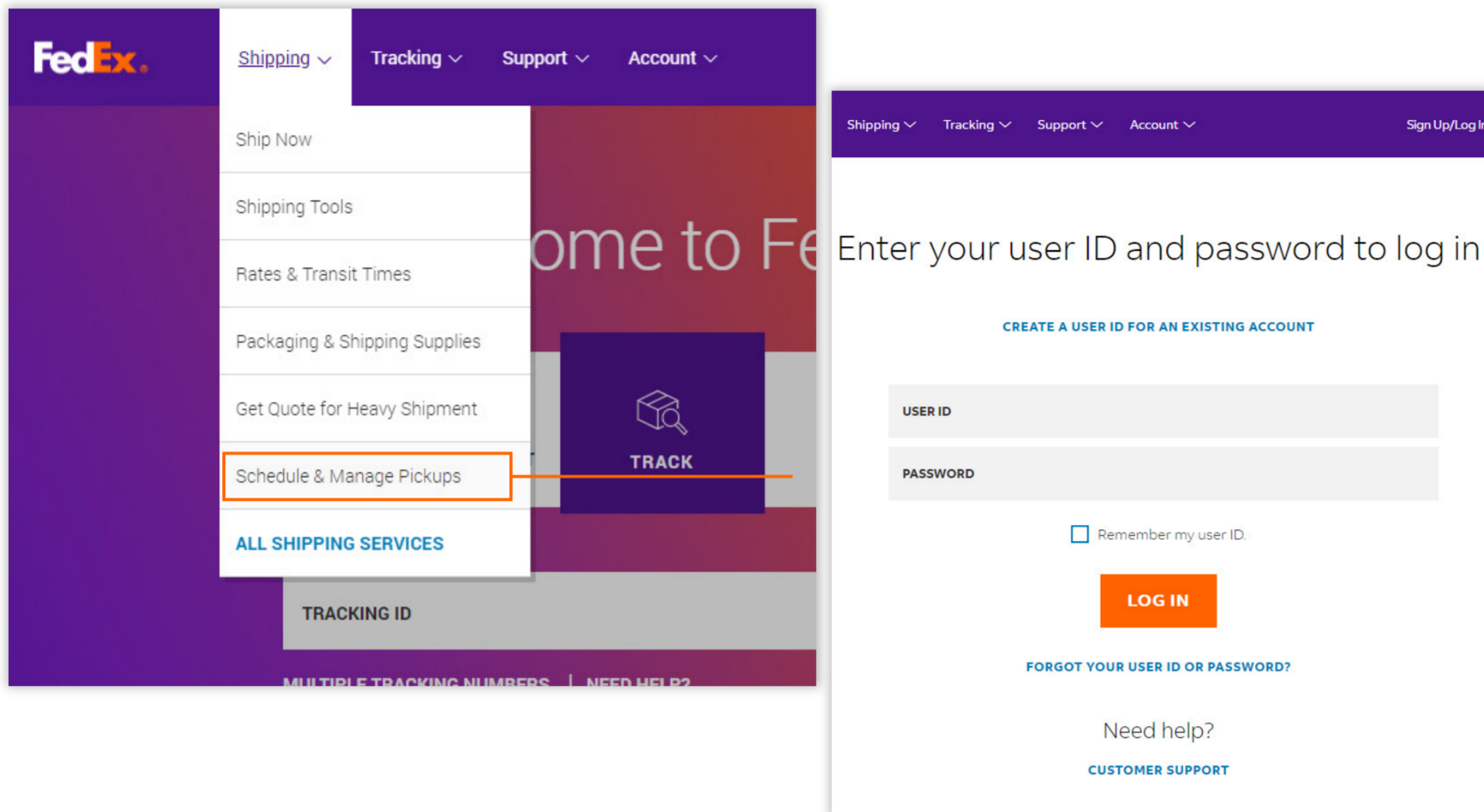
Can I change the ready time of my pickup?

Please edit your pickup via **“Schedule & Manage Pickups”** , for detail please visit P.5 of this user guide.



Scheduling pickup online – Before & After AWB Creation

1 Click “Shipping” > “Schedule & Manage Pickups” from the top navigation menu, then login with User ID and Password.



2 Choose the account number and fill in the pickup address, package information and other details.

I. Account Details

Fill in your Account no. If you only have one account, system will default your account no.

II. Pickup Address

Fill in the detail of your pickup address, including but not limited to

- Country/Territory
- Company
- Contact Name
- Address 1
- Address 2
- City
- Phone no.

III. Address Book (Optional)

You can use address book to quickly fill in pickup address.

To access your address book, you may click [v] next to “Company” or “Contact Name”

To add a new address, please check “Add new pickup location to address book”

Or if you would like to update an existing address, please check “Save changes to existing address to address book”

IV. Package Information

Make sure “Schedule a Fedex Express Pickup” is checked. Fill in the detail of your package information, including

- Total no. of packages
- Total weight
- Pickup date*
- Ready time**
- Latest time available
- One or more shipment contains
- Is going to

* You can only schedule pickup for Today/Tomorrow

** If you are scheduling today pickup, please be aware of the ready time, which must be after the time the pickup request is completed

V. Pickup Notifications (Optional)

Click “Edit” to expand the window and fill in email address to receive pickup related email notification, and you can also select the language of the notification.

VI. Complete Pick Up

Click “Schedule pickup” to complete your pickup

Scheduling pickup online – During AWB Creation

Schedule a pickup in FedEx® Ship Manager at fedex.com

- I. Select “Schedule a pickup” to schedule pickup online **(Please be aware of the Ready Time, which must be after the time the shipment being finalized, otherwise the pickup request will be failed and result in step V.)**
- II. Verify if the pickup address is the same as shipping address; edit pickup address as needed
- III. Remember to click “Add shipment notifications”, fill in either Recipient or Shipper email address and check option “Picked up” to receive email notification
- IV. Receive tracking number and pickup confirmation number once shipment is finalized
- V. If there is no pickup confirmation available, your pickup request might be failed. Please check your pickup history and rearrange your pickup using “Schedule & Manage Pickups” if necessary

Comfortable Mode

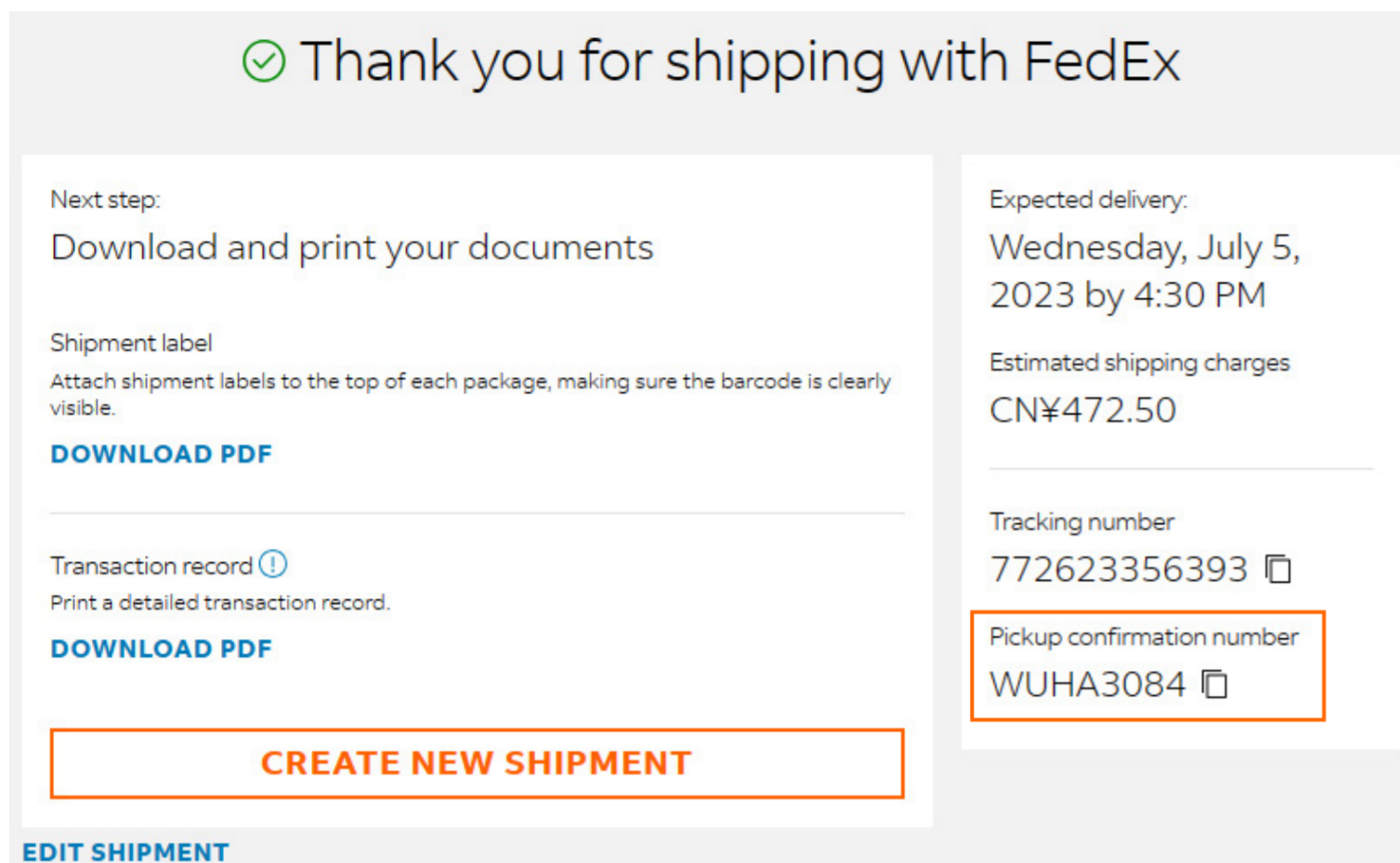
The screenshots illustrate the 'Comfortable Mode' workflow for scheduling a pickup. Step I shows the 'Pickup/drop-off' selection screen. Step II shows the 'Notifications' screen where the 'Picked up' notification is selected. Step IV shows the final confirmation screen displaying the pickup confirmation number.

Compact Mode

The screenshots illustrate the 'Compact Mode' workflow. The left screenshot shows the 'Pickup/drop off' section where 'Schedule a pickup' is selected. The right screenshot shows the final confirmation page with the pickup confirmation number 'WUHA3084' highlighted.

Helpful tips

A Confirming a pickup



Thank you for shipping with FedEx

Next step:
Download and print your documents

Shipment label
Attach shipment labels to the top of each package, making sure the barcode is clearly visible.
[DOWNLOAD PDF](#)

Transaction record ⓘ
Print a detailed transaction record.
[DOWNLOAD PDF](#)

[CREATE NEW SHIPMENT](#)

[EDIT SHIPMENT](#)

Expected delivery:
Wednesday, July 5, 2023 by 4:30 PM

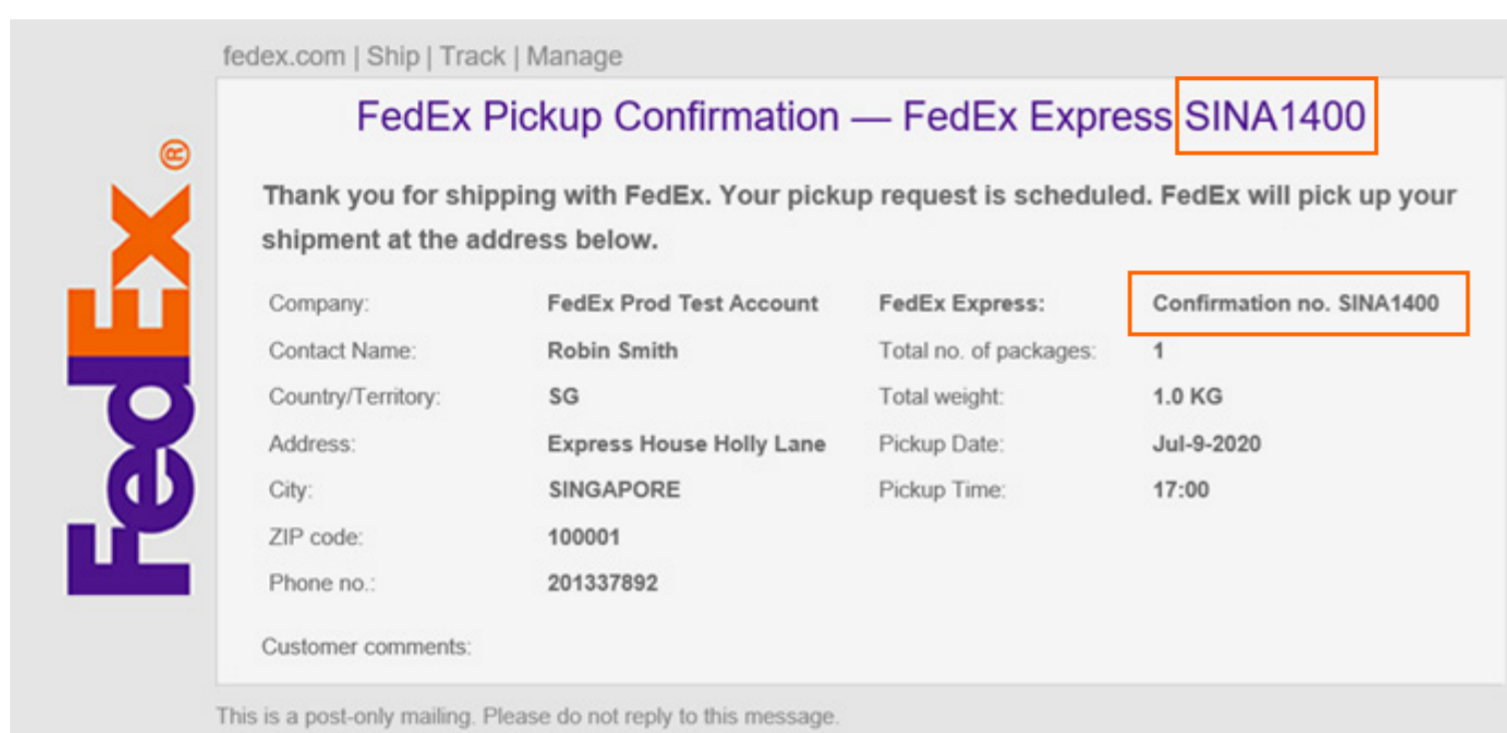
Estimated shipping charges
CN¥472.50

Tracking number
772623356393 ⓘ

Pickup confirmation number
WUHA3084 ⓘ

- Check the pickup confirmation number on confirmation page, if no confirmation number is provided, your pickup request might be failed*
- You can check your pickup history and rearrange pickup by using “Schedule & Manage Pickups”

*The ready time might have passed when the shipment is finalized



fedex.com | Ship | Track | Manage

FedEx Pickup Confirmation — FedEx Express SINA1400

Thank you for shipping with FedEx. Your pickup request is scheduled. FedEx will pick up your shipment at the address below.

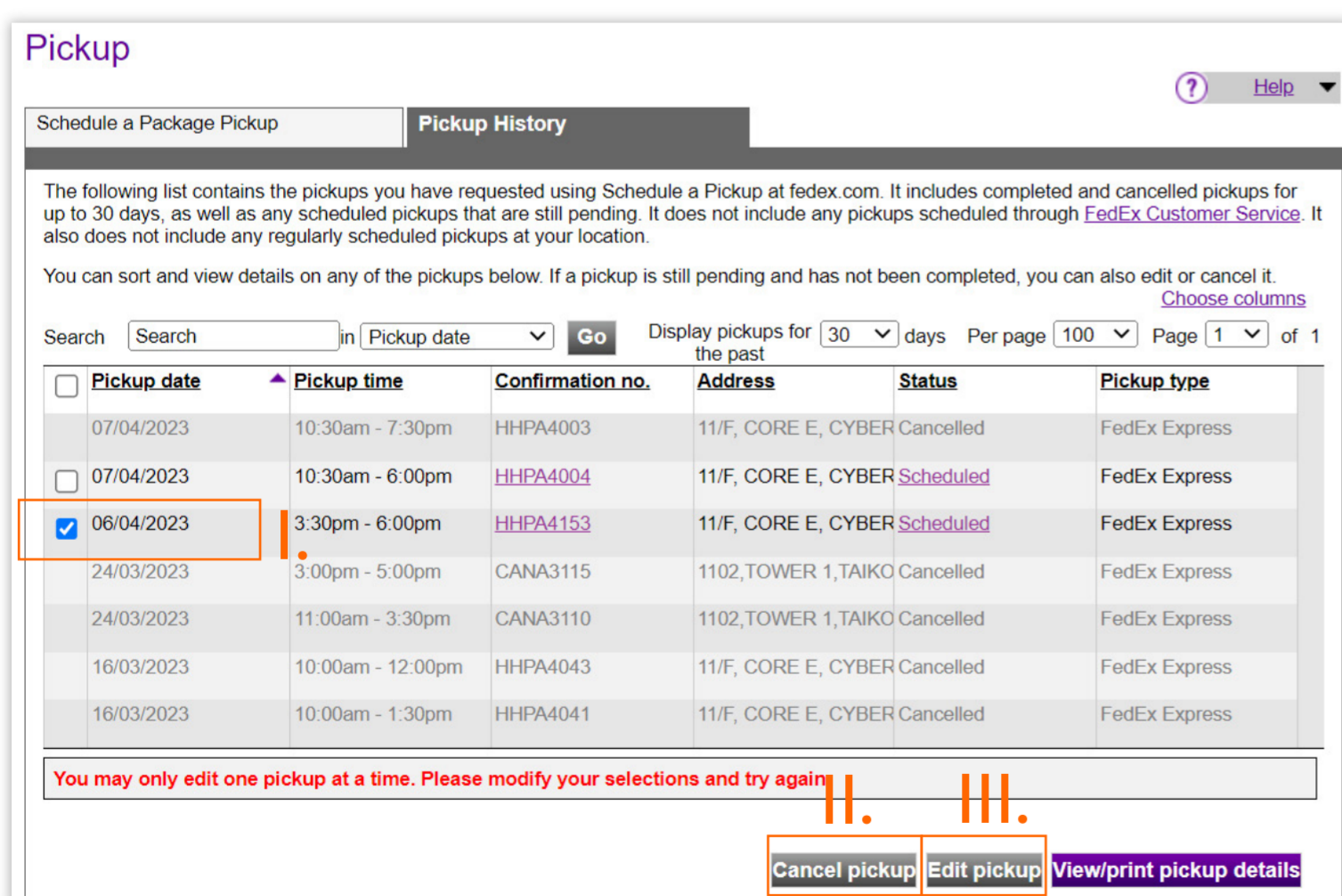
Company:	FedEx Prod Test Account	FedEx Express:	Confirmation no. SINA1400
Contact Name:	Robin Smith	Total no. of packages:	1
Country/Territory:	SG	Total weight:	1.0 KG
Address:	Express House Holly Lane	Pickup Date:	Jul-9-2020
City:	SINGAPORE	Pickup Time:	17:00
ZIP code:	100001		
Phone no.:	201337892		

Customer comments:

This is a post-only mailing. Please do not reply to this message.

- Receive email if you have entered email in pickup notification

B Manage your pickup



Pickup

Schedule a Package Pickup | Pickup History

The following list contains the pickups you have requested using Schedule a Pickup at fedex.com. It includes completed and cancelled pickups for up to 30 days, as well as any scheduled pickups that are still pending. It does not include any pickups scheduled through [FedEx Customer Service](#). It also does not include any regularly scheduled pickups at your location.

You can sort and view details on any of the pickups below. If a pickup is still pending and has not been completed, you can also edit or cancel it. [Choose columns](#)

Search in Pickup date Go Display pickups for 30 days Per page 100 Page 1 of 1

<input type="checkbox"/>	Pickup date	Pickup time	Confirmation no.	Address	Status	Pickup type
<input type="checkbox"/>	07/04/2023	10:30am - 7:30pm	HHPA4003	11/F, CORE E, CYBER	Cancelled	FedEx Express
<input type="checkbox"/>	07/04/2023	10:30am - 6:00pm	HHPA4004	11/F, CORE E, CYBER	Scheduled	FedEx Express
<input checked="" type="checkbox"/>	06/04/2023	3:30pm - 6:00pm	HHPA4153	11/F, CORE E, CYBER	Scheduled	FedEx Express
<input type="checkbox"/>	24/03/2023	3:00pm - 5:00pm	CANA3115	1102,TOWER 1,TAIKO	Cancelled	FedEx Express
<input type="checkbox"/>	24/03/2023	11:00am - 3:30pm	CANA3110	1102,TOWER 1,TAIKO	Cancelled	FedEx Express
<input type="checkbox"/>	16/03/2023	10:00am - 12:00pm	HHPA4043	11/F, CORE E, CYBER	Cancelled	FedEx Express
<input type="checkbox"/>	16/03/2023	10:00am - 1:30pm	HHPA4041	11/F, CORE E, CYBER	Cancelled	FedEx Express

You may only edit one pickup at a time. Please modify your selections and try again.

[Cancel pickup](#) [Edit pickup](#) [View/print pickup details](#)

You can cancel or edit pickup using “Schedule & Manage Pickups”

- I. Check the pickup record you would like to cancel or edit
- II. Click “Cancel pickup” if you would like to cancel* any pickup record
- III. Click “Edit pickup” if you would like to edit** any pickup record

*For pickup cancellation, we support cancel multiple record at once, and you may check multiple record to be canceled

**If you edit an existing pickup, you will receive a new confirmation no., and the current confirmation no. will be abandoned

Helpful tips

Special instruction

Apart from the preset options, you can also tell us your special instruction in short form (due to the limit of 25 characters) by selecting “Personalized Instruction”, so our courier would be notified from the pickup order.

If you want to schedule a pickup within a shorter time window up to 1.5 hours, please input “PUP 1500-1630” (1500-1630 be the time you want our courier to arrive). We will try our best to arrive subject to the traffic condition or other contingency matters.

PUP: Pickup, AWB: Airwaybill, CTC: Contact customer, B4: Before, 1/F: 1st Floor.

Instructions	Short form due to limit of 25 characters
Pickup between 1500-1630	PUP 1500-1630
Lunch break during 1200-1300	LUNCH 1200-1300
Contact shipper before pickup	CTC B4 PUP
Indicate total shipments in one pickup e.g. 3	3AWB
Indicate the pickup location e.g. 1st Floor of building	PUP AT 1/F