

1



Scan the QR code

Access the site by using your mobile QR code scanner to scan the code or browse www.fedex.com/tw/mobileshipping

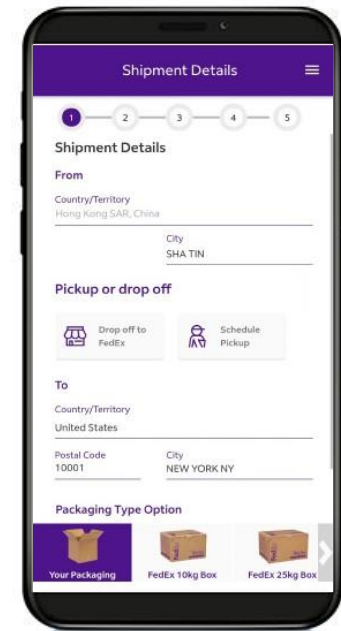
2



Login Page

Enjoy customized features by logging in or create an ad hoc shipment without logging in

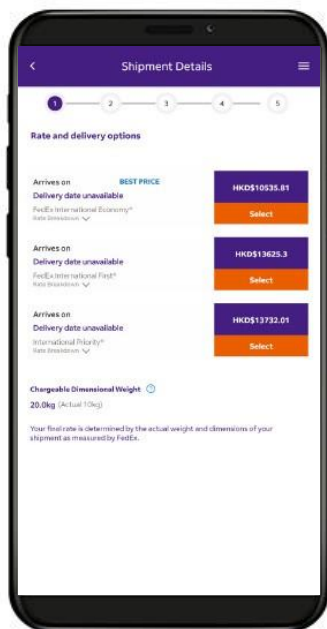
3



Shipment Details*

Provide your shipment basic details and choose the package PICKUP or DROP OFF option

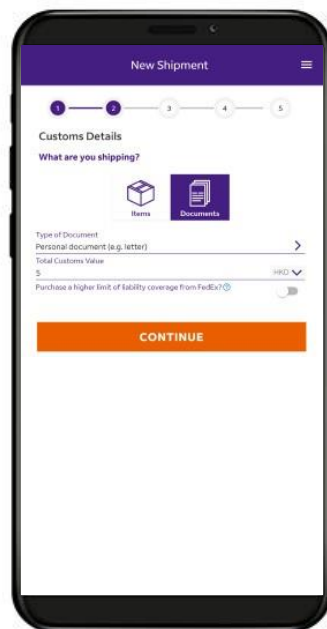
4



Rate and service

Tap **SHOW RATE** to choose your desired service and rate

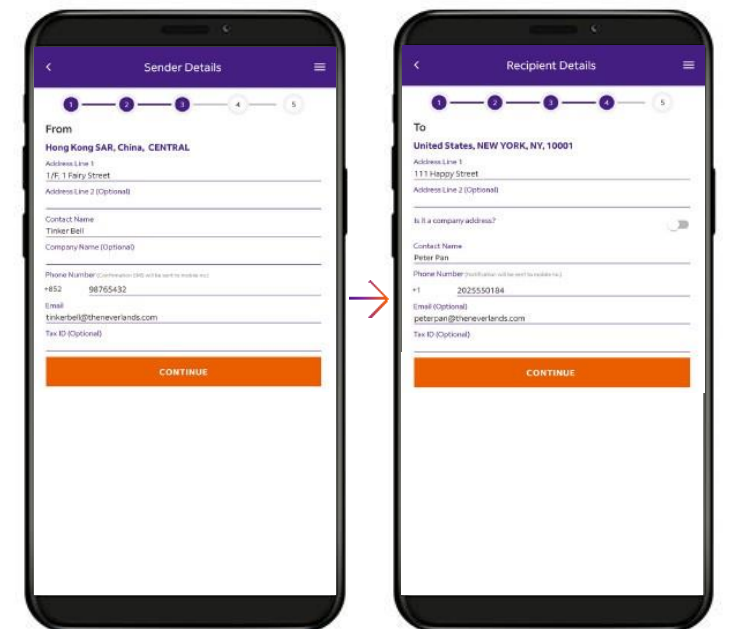
5



Customs Declaration

Provide the shipping item details in English for customs inspection

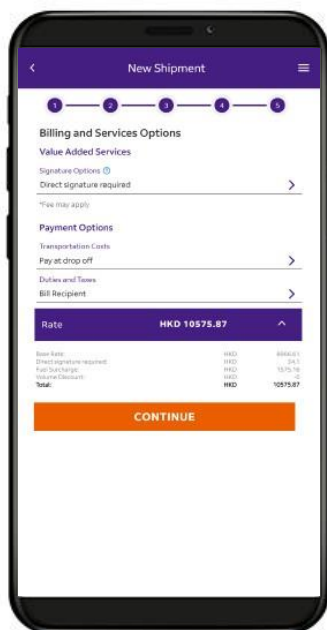
6



Sender & Recipient Details

Enter the contact details in English (you and your recipient will receive SMS and email notifications if a mobile phone number and an email address are provided)

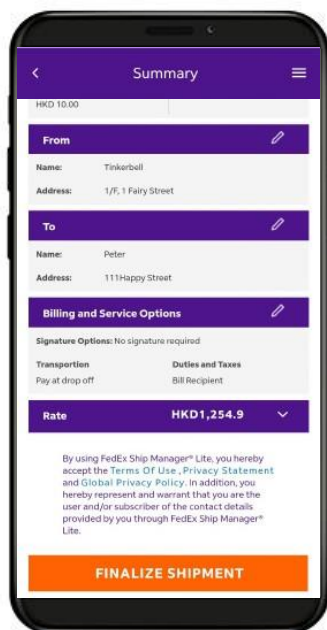
7



Value-added Service & Billing Option

Choose your delivery signature option (surcharge may apply), and provide the payment option

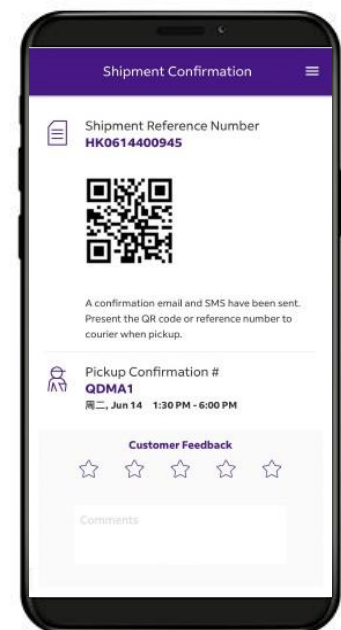
8



Shipment Summary

Review the shipping information and tap **FINALIZE SHIPMENT** to confirm the shipment

9



Shipment Confirmation

Present the QR code to your courier to complete your shipment