

Raise an invoice dispute the easy way by using FedEx® Billing Online

FedEx® Billing Online

If you have concerns about an invoice or specific shipment and need to dispute it prior to payment, you can easily submit a dispute online through FedEx® Billing Online (FBO). FBO is an online invoice application that allows you to track invoice status, dispute charges, download invoice data, and even pay invoices online.

Benefits of using FBO to raise invoice disputes

- **Direct submission:** You can submit a dispute directly from within FBO while you are reviewing the shipment details in the application.
- **Time saving:** FBO provides common dispute types and reasons from which you can easily choose.
- **History of disputes available:** FBO keeps a history of disputes raised under each invoice for your record.
- **Flexible options:** FBO allows you to dispute a specific shipment or an entire invoice covering multiple shipments.

Not registered yet for FedEx® Billing Online?

you can click [here](#) to download our FBO user guide that will lead you step-by-step through the online registration process.

(A) Steps to raise a dispute for individual shipments

Step 1: Click [here](#) and go to FedEx® Billing Online where you can log in with your fedex.com User ID and password.

Step 2: Select the related invoice under “Account Summary”

Welcome, [REDACTED]

Please allow up to 24 hrs. for payments and credits to be reflected on your account.

Account Summary

Primary Account: 135 [REDACTED] [Add an account](#)

Currency	Original Charges	Payments or credits	Total due	Past Due
SGD	36,058.34	6,994.93	29,063.41	29,063.41

All-Open | Past Due | Paid/Closed | In Dispute [Search all](#)

Invoice List (All-Open)

Filter by: None selected [Help](#) Results per page: 10

Select all	Invoice no.	View/print	Invoice type	Invoice date	Due date	Account no.	Invoice status	Original Charges	Balance due	Payment status	Currency
<input type="checkbox"/>	8-135-1234567890		Freight	25-Oct-2022	24-Nov-2022	135 [REDACTED]	Past Due	6,270.57	3,624.28		SGD

Step 3: Select the shipment (air waybill) under “FedEx Invoice Details”

FedEx Invoice Details

Filter by: None selected [Help](#) Results per page: 10

Select all	Air waybill no.	Date	Product group	Reference	Payor	Status	Meter	Shipper Account	Original charges	Balance due
<input type="checkbox"/>	425248-1234567890	30-Nov-2022			3rd Party	Closed	126177	135 [REDACTED]	2646.29	0.00
<input type="checkbox"/>	794878-1234567890	30-Nov-2022			3rd Party	Past Due	100158890	135 [REDACTED]	1404.30	1,404.30
<input type="checkbox"/>	425248-1234567890	30-Nov-2022			3rd Party	Past Due	126177	135 [REDACTED]	666.35	666.35
<input type="checkbox"/>	425248-1234567890	30-Nov-2022			3rd Party	Past Due	126177	135 [REDACTED]	1404.30	1,404.30
<input type="checkbox"/>	794878-1234567890	30-Nov-2022		d-any-mma payment	3rd Party	Past Due	100031802	135 [REDACTED]	149.33	149.33

Step 4: Click the “Dispute” button in the lower right-hand corner

Transaction Details

[Help](#) [Hide](#)

Sender Information [REDACTED] S & E SERV LTD & PARTNERSHIP COMMERCE COURT W FLR 55 COMMERCE COURT W FLR 55 [REDACTED] B9 CA	Recipient Information [REDACTED] P-64055-INTRA-CA-AUTO 1900 SUMMIT TOWER SESR21ICB-1010 MISSAUSSAGA ON L4V 1C5 CA
Shipment Details Ship date: 07-DEC-2022 Payment type: 3rd Party Service type: IP Package type: 01 Weight: 6.80kgs Customer Reference: GREEN104550 C0000104550 Reference #2 Reference #3 Pieces: 1 Meter No.: 100445095 Declared value: SGD	Charges Freight Charges: 46.13 Fuel Surcharge: 2.25 Peak Surcharge: 13.77 Third Party Billing Surcharge: 7.02 OT HST for Express: 8.99 Total charges: SGD78.16

[Dispute](#)

(A) Steps to raise a dispute for individual shipments

Step 5: Select the “Dispute type” and “Dispute reason” that apply to your shipment

5.1 Dispute type: Incorrect Account

- If you select “**Rebill to the shipper**” as the dispute reason, then provide a written description in the text box provided (“Additional Dispute Comments”) which could help with our investigation.

Dispute Tracking ID [Back](#)

Please enter any pertinent details below. To ensure your dispute is processed in a timely manner, please do not use this form for support requests. [Clear all fields](#)

Dispute Information [Help](#)

Account no. 1350 [redacted]
Invoice no. 8862 [redacted]
Airwaybill no. 4252483 [redacted]

Dispute type: Incorrect Account
Dispute Reason: Rebill to the Shipper

Additional Dispute Comments
Not my shipment

Description of the dispute :
e.g., “I was unaware of this shipment so should not have been invoiced for it.”

[Submit dispute](#) [Back](#)

- If you select “**Rebill to another account**” as the dispute reason, then you must enter another payer account number in the text box provided (“Account no.”). The new payer account must be valid and must have agreed to be rebilled.

Dispute Tracking ID [Back](#)

Please enter any pertinent details below. To ensure your dispute is processed in a timely manner, please do not use this form for support requests. [Clear all fields](#)

Dispute Information [Help](#)

Account no. 135 [redacted]
Invoice no. 886 [redacted]
Airwaybill no. 425248 [redacted]

Account no. 604 [redacted]

Dispute type: Incorrect Account
Dispute Reason: Rebill to another account

Enter a different FedEx account number to be rebilled for the shipment.

[Submit dispute](#) [Back](#)

- Click on the “**Submit dispute**” button as the last step.

(A) Steps to raise a dispute for individual shipments

Step 5: Select the “Dispute type” and “Dispute reason” that apply to your shipment

5.2 Dispute type: Incorrect Charge

- Select the reason most relevant to your shipment, and then provide a written description in the text box provided (“Additional Dispute Comments”) which could help with our investigation.

Dispute Tracking ID [Back](#)
Please enter any pertinent details below. To ensure your dispute is processed in a timely manner, please do not use this form for support requests. [Clear all fields](#)

Dispute Information [Help](#)

Account no. 13 [REDACTED]
Invoice no. 88 [REDACTED]
Airwaybill no. 42524 [REDACTED]

Dispute type: Incorrect Charge

Dispute Reason: Dimensions

Additional Dispute Comments
Maximum character limit is 1000.

OUR COMPANY [REDACTED] [REDACTED] FROM FEDEX

Description of the dispute (examples):

- Weight should be lighter, at XX kg.
- Dimensions should be L * H * W (cm/in).
- Service type should be 25kg box.
- No discount was applied on my shipment.

Dispute Tracking ID [Back](#)
Please enter any pertinent details below. To ensure your dispute is processed in a timely manner, please do not use this form for support requests. [Clear all fields](#)

Dispute Information [Help](#)

Account no. 13 [REDACTED]
Invoice no. 88 [REDACTED]
Airwaybill no. 42524 [REDACTED]

Dispute type: Incorrect Charge

Dispute Reason: Dimensions

Additional Dispute Comments
dimension should be 20*30*35 cm
Maximum character limit is 1000.

Submit dispute

[Back](#)

- Click on the “**Submit dispute**” button as the last step.

(A) Steps to raise a dispute for individual shipments

Step 5: Select the “Dispute type” and “Dispute reason” that apply to your shipment

5.3 Dispute type: Service Failure

- Select the reason most relevant to your shipment, and then provide a written description in the text box provided (“Additional Dispute Comments”) which could help with our investigation.

Dispute Tracking ID [Back](#)

Please enter any pertinent details below. To ensure your dispute is processed in a timely manner, please do not use this form for support requests. [Clear all fields](#)

Dispute Information [Help](#)

Account no. 135 [REDACTED]
Invoice no. 886 [REDACTED]
Airwaybill no. 425248 [REDACTED]

Dispute type Service Failure

Dispute Reason Please select

- Please select
- Never Shipped
- Lost or Damaged
- Shipment Returned
- Delivered Late

Additional Dispute Comments

Maximum character limit is 1000.

Submit dispute

Description of the dispute (examples):

- It was a return shipment.
- Shipment was damaged when I received it.

Dispute Tracking ID [Back](#)

Please enter any pertinent details below. To ensure your dispute is processed in a timely manner, please do not use this form for support requests. [Clear all fields](#)

Dispute Information [Help](#)

Account no. 1350 [REDACTED]
Invoice no. 8862 [REDACTED]
Airwaybill no. 4252483 [REDACTED]

Dispute type Service Failure

Dispute Reason Lost or Damaged

Additional Dispute Comments

shipment lost

Maximum character limit is 1000.

Submit dispute

- Click on the “**Submit dispute**” button as the last step.

(B) Steps to raise a dispute for an entire invoice

Step 1: Click [here](#) and go to FedEx® Billing Online where you can log in with your fedex.com User ID and password.

Step 2: Select the invoice to be disputed under “Account Summary”

Account Summary | Search/Download | My Options

Welcome, [redacted]

Please allow up to 24 hrs. for payments and credits to be reflected on your account.

Account Summary

Primary Account: 135 [redacted] | Add an account

Currency	Original Charges	Payments or credits	Total due	Past Due
SGD	36,058.34	6,994.93	29,063.41	29,063.41

All-Open | Past Due | Paid/Closed | In Dispute | Search all

Invoice List (All-Open)

Filter by: None selected | Results per page: 10

Select all	Invoice no.	View/print	Invoice type	Invoice date	Due date	Account no.	Invoice status	Original Charges	Balance due	Payment status	Currency
<input type="checkbox"/>	86 [redacted]		Freight	25-Oct-2022	24-Nov-2022	13 [redacted]	Past Due	6,270.57	3,624.28		SGD

Step 3: Click the “Dispute invoice” button under invoice summary

Account Summary | Search/Download | My Options

Invoice Detail View

Invoice Summary

Help | Hide

Billing Information	Charge Summary View Details
Invoice no. <Prev 8-863 [redacted] Next>	Total standard charges 9,310.86
Account no. 1350 [redacted]	Total discounts 0.00
Control no. 886 [redacted]	Total additional charges 1,846.09
Store ID no. 12	Total taxes 0.00
Invoice type Freight	Total invoice amount SGD 11,156.95
Invoice date 20-Oct-2022	Eleven thousand One Hundred Fifty Six and Ninety Five Cents
Due date 19-NOV-2022	
Invoice status Past Due	
Balance due SGD7,106.36	

View Invoice History

View/print digitally signed PDF

Download digitally signed PDF and signature validation

Download invoice | **Dispute invoice**

(B) Steps to raise a dispute for an entire invoice

Step 4: Select the type of dispute you want to initiate

- Provide a detailed written description in the text box provided (“Additional Dispute Comments”) which could help with our investigation and lead to quicker resolution.

Account Summary Search/Download My Options FIO

Dispute invoice Back

Please enter any pertinent details below. To ensure your dispute is processed in a timely manner, please do not use this form for support requests. Clear all fields

Dispute Information Help

Account no. 17512

Invoice no. 3049

Dispute type Please select

- Please select
- Incorrect discount applied
- Other Invoice dispute reason (please specify)

Additional Dispute Comments

Maximum character limit is 1000.

Description of the dispute (examples):

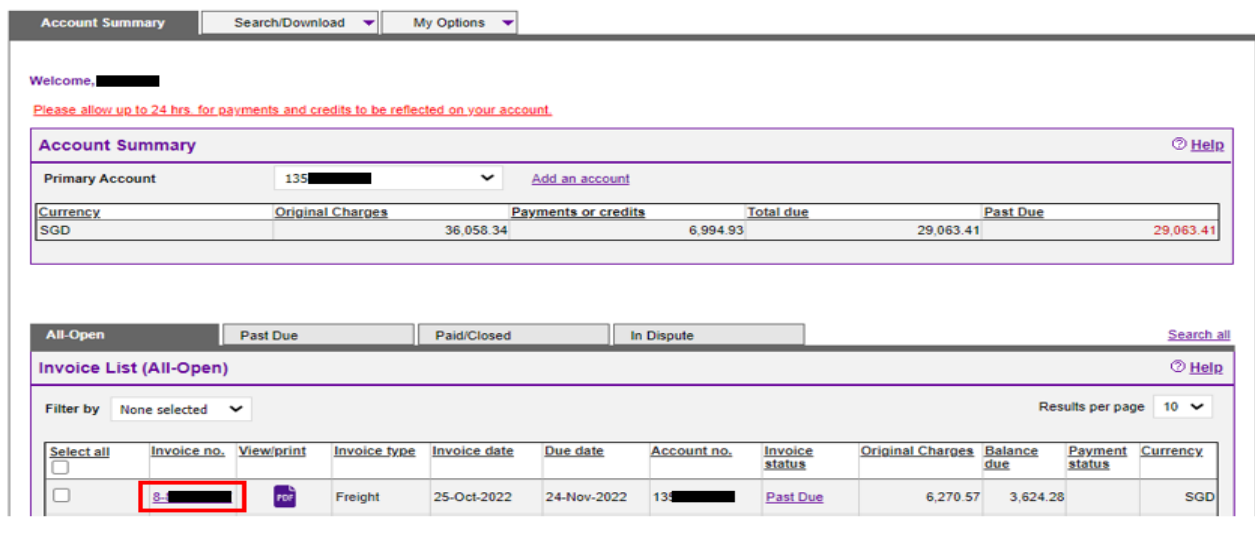
- Shipments under dispute include AWB1, AWB2, AWB3, etc.; and
 - If weight-/service-related: You must indicate correct weight or dimension or service type;
 - If rebilling to another account: You must indicate new billing option and the new payer account to rebill;
 - If surcharge-related: You must indicate surcharge type.

- Click on the “**Submit dispute**” button as the last step.

(C) How to view invoice history and related disputes

Step 1: Click [here](#) and go to FedEx® Billing Online where you can log in with your fedex.com User ID and password.

Step 2: Select the invoice of interest under “Account Summary”



Account Summary

Welcome, [redacted]

Please allow up to 24 hrs. for payments and credits to be reflected on your account.

Account Summary [Help](#)

Primary Account: 135 [redacted] [Add an account](#)

Currency	Original Charges	Payments or credits	Total due	Past Due
SGD	36,058.34	6,994.93	29,063.41	29,063.41

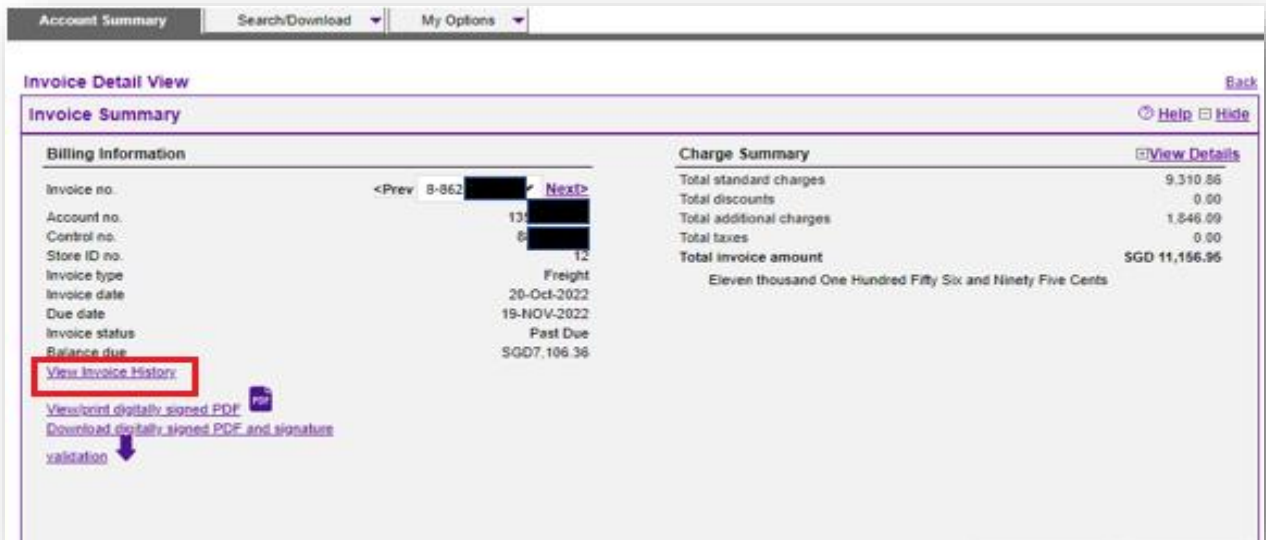
All-Open | Past Due | Paid/Closed | In Dispute [Search all](#)

Invoice List (All-Open) [Help](#)

Filter by: None selected Results per page: 10

Select all	Invoice no.	View/print	Invoice type	Invoice date	Due date	Account no.	Invoice status	Original Charges	Balance due	Payment status	Currency
<input type="checkbox"/>	8- [redacted]		Freight	25-Oct-2022	24-Nov-2022	135 [redacted]	Past Due	6,270.57	3,624.28		SGD

Step 3: Click “View Invoice History” button



Account Summary

Invoice Detail View [Back](#)

Invoice Summary [Help](#) [Hide](#)

Billing Information

Invoice no. <Prev 8-862 [redacted] Next>
Account no. 135 [redacted]
Control no. [redacted]
Store ID no. 12
Invoice type Freight
Invoice date 20-Oct-2022
Due date 19-NOV-2022
Invoice status Past Due
Balance due SGD7,106.36

Charge Summary [View Details](#)

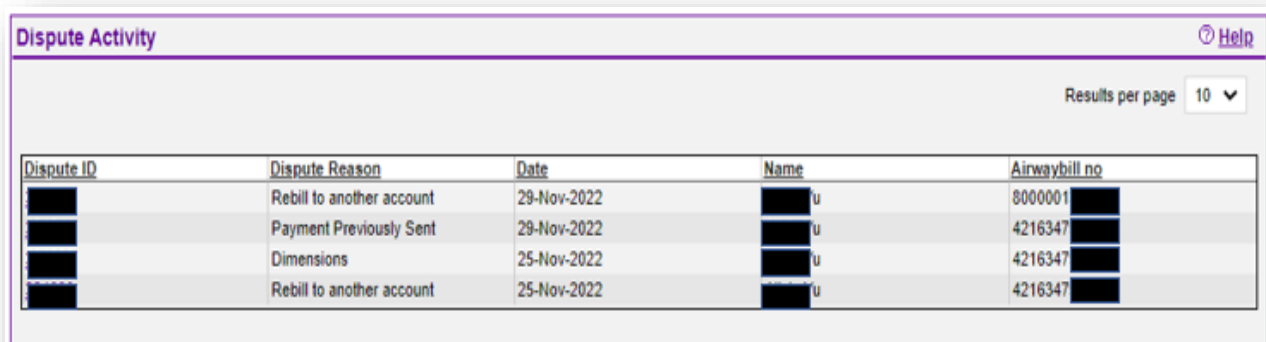
Total standard charges 9,310.86
Total discounts 0.00
Total additional charges 1,846.09
Total taxes 0.00
Total invoice amount SGD 11,156.95
Eleven thousand One Hundred Fifty Six and Ninety Five Cents

[View Invoice History](#)

[View/print digitally signed PDF](#)

[Download digitally signed PDF and signature validation](#)

Step 4: Scroll down the history page. If a dispute was raised in FedEx® Billing Online for this invoice, such activities will be listed here.



Dispute Activity [Help](#)

Results per page: 10

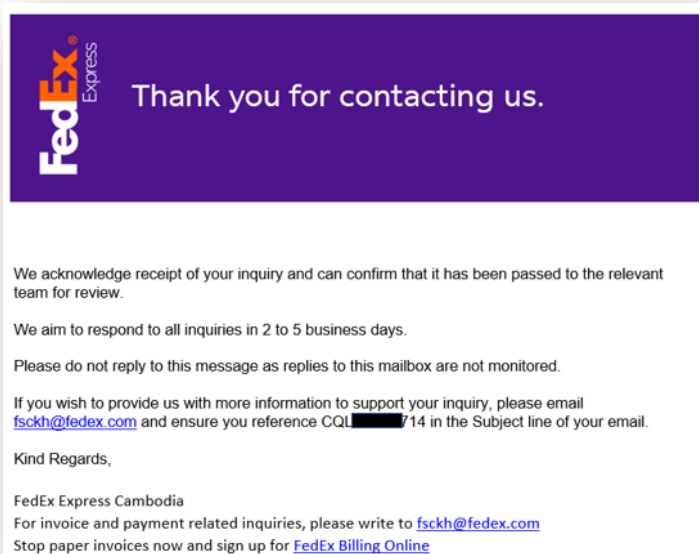
Dispute ID	Dispute Reason	Date	Name	Airwaybill no
[redacted]	Rebill to another account	29-Nov-2022	[redacted] u	8000001 [redacted]
[redacted]	Payment Previously Sent	29-Nov-2022	[redacted] u	4216347 [redacted]
[redacted]	Dimensions	25-Nov-2022	[redacted] u	4216347 [redacted]
[redacted]	Rebill to another account	25-Nov-2022	[redacted] u	4216347 [redacted]

Frequently Asked Questions

1. How long will it take to resolve a dispute involving my invoice if I submit the query through FedEx® Billing Online?

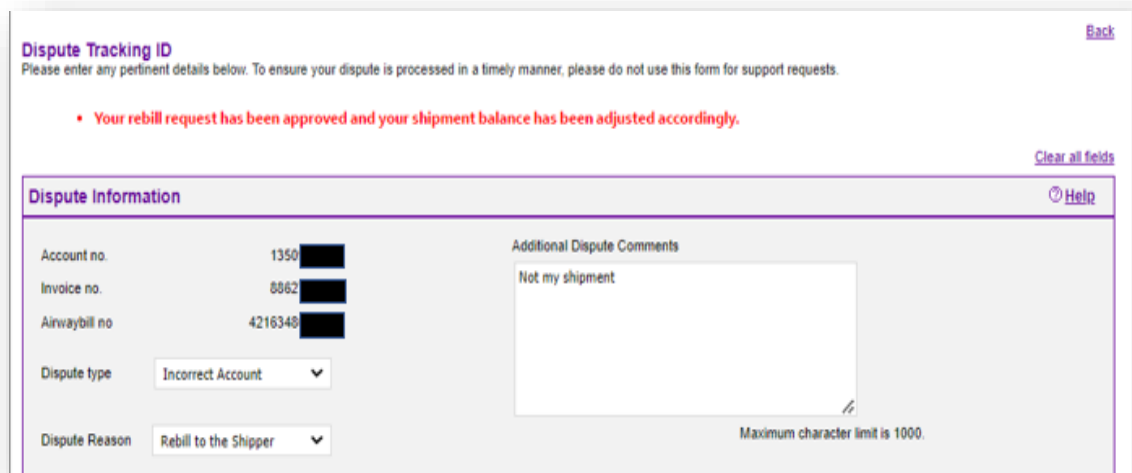
- **We aim to resolve basic disputes within 5 business days.**

When you go online to submit a dispute request through FedEx® Billing Online, you will receive an acknowledgement email from us confirming its receipt.



- **Benefit of submitting invoice disputes online through FedEx® Billing Online.**

For invoice disputes involving automatic rebilling of charges, the outcome of our investigation will be shown instantly on-screen. It will show that the rebill request is either approved or declined.

A screenshot of the FedEx Billing Online dispute tracking interface. At the top, it says "Dispute Tracking ID" with a "Back" link. Below that, it says "Please enter any pertinent details below. To ensure your dispute is processed in a timely manner, please do not use this form for support requests." A red notification bubble says "Your rebill request has been approved and your shipment balance has been adjusted accordingly." There is a "Clear all fields" link. The main section is titled "Dispute Information" with a "Help" link. It contains a table with the following data: Account no. 1350 [REDACTED], Invoice no. 8862 [REDACTED], Airwaybill no. 4216348 [REDACTED]. Below the table are two dropdown menus: "Dispute type" set to "Incorrect Account" and "Dispute Reason" set to "Rebill to the Shipper". To the right is a text area for "Additional Dispute Comments" containing the text "Not my shipment" and a "Maximum character limit is 1000." note.

2. How do I download credit notes using FedEx® Billing Online?

- Please refer to the user guide available [here](#) to search/download credit notes from within FedEx® Billing Online (FBO). At this time, downloading of credit notes from within FBO is not available for accounts based in Australia, Guam, Japan, Korea, New Zealand, Taiwan China.